



Peugeot Rifter
Citroën Berlingo
Toyota Proace City Verso
Opel Combo



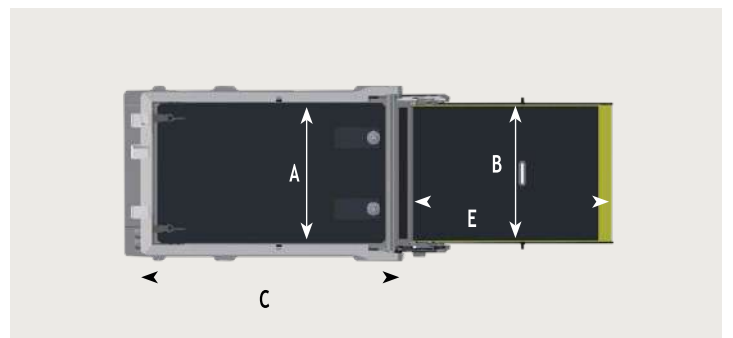
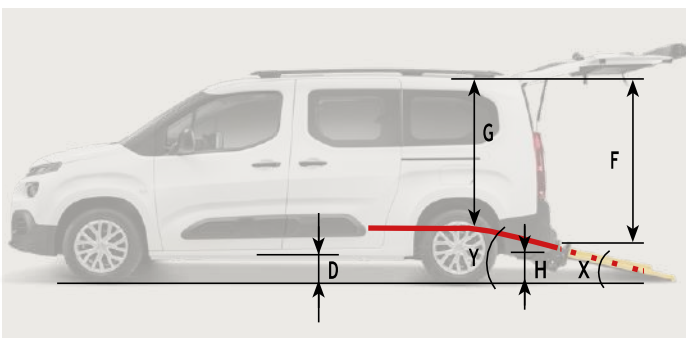
Rampe Assistée
Zéro Effort

VBM
La mobilité pour tous



Dimensions

		Peugeot Rifter	Citroën Berlingo	Opel Combo	Toyota Proace
A	Largeur min. du plancher	815 mm	815 mm	815 mm	815 mm
B	Largeur de la rampe	780 mm	780 mm	780 mm	780 mm
C	Longueur du sol	1220, 1320, 1370, 1420* mm			
D	Espace libre au sol	195 mm	175 mm	195 mm	175 mm
E	Longueur de la rampe	1 300 mm	1 300 mm	1 300 mm	1 300 mm
F	Hauteur de la porte d'entrée	1 425 mm	1 425 mm	1 425 mm	1 425 mm
G	Hauteur intérieure min.	1 410 mm	1 410 mm	1 410 mm	1 410 mm
H	Dégagement de la rampe	225 mm	205 mm	225 mm	205 mm
X	Pente de la rampe	11°	12°	11°	11°
Y	Pente du sol	9°	9°	9°	9°



Options

Enrouleurs amovibles Slide'n'Click



Enrouleurs arrière encastrés



Sièges en option



Appui-tête



Nombre de places

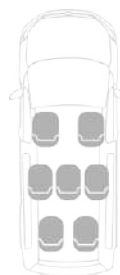
5

options assises

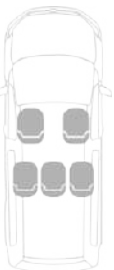


7

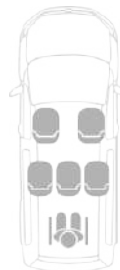
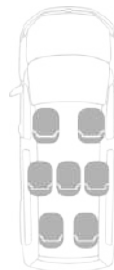
options assises



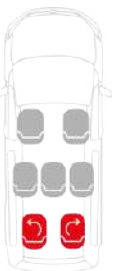
3C00



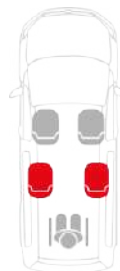
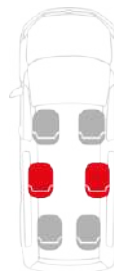
3C2C



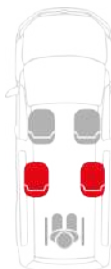
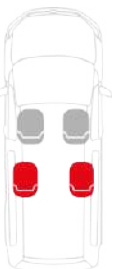
3C2X



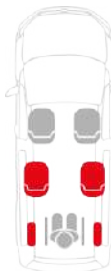
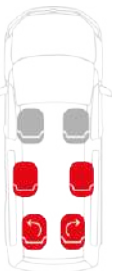
2X2C



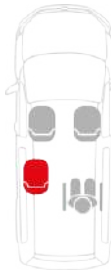
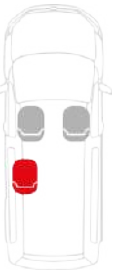
2X00



2X2X



1X00





VBM SAS
306 Allée des Cantines
33127 Saint Jean D'Ilac
T: 05 56 21 96 42
E: info@vbm-france.com

vbm-france.com

VBM
La mobilité pour tous